



The Power of Webbing Loops: Transform Learning into Connection

[@characterstrong](#)



A.J. Hostak




Director of School Supports


What's Happening?



45 minutes of Fun!

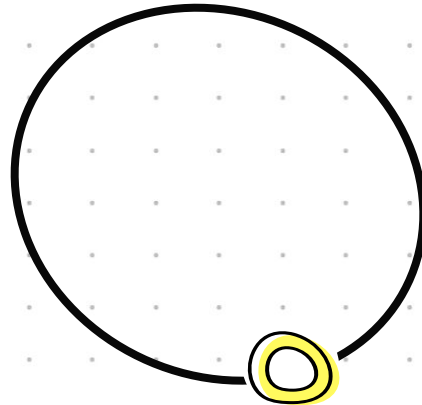


Learn~Play~Facilitate~Tie



Takeaways

Learn



Webbing Loops
Raccoon Circles

Learn



What?

Tubular climbing webbing
tied into a loop.

Learn



Where?

Outdoor recreation and
climbing stores.

Learn



Why?

Team building, Discussion,
and Processing Content in
creative ways.

Learn



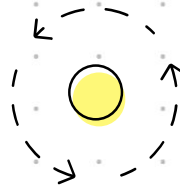
How?

- 1 inch width
- Each loop is 15 ft long to fit a group of 8 people
- Should be marked to hold at least 4,000 lbs or 18 kilonewtons (kN)
- Stitching down the middle represents breaking strength

Play



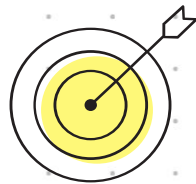
Fun




Get to Know



Focus

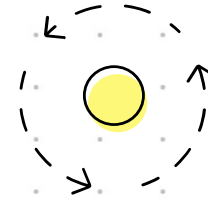


Challenge



Process

Get to Know

A yellow squiggle is located below the "Get to Know" header.

 **Wrapped around my Finger**

 **Around the Block**

 **Question Pass**

In the bottom right corner, there are several overlapping circles in orange, yellow, and green, with a thin purple line curving around them.



 **Webbing Loops Up!**

 **Webbing Time**

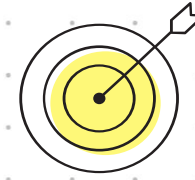
 **Hula Hoop Pass**

Focus



-  **Intentions**
-  **Stitch Count**
-  **Smells Good**

Challenge



 **Inside/Out**


 **Pancake Toss**

 **The Missing Link**

 **Pizza Flop**

 **Transport**

Process



 **Center Stage**

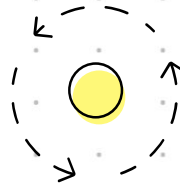
 **Shape Creations**

 **Mic Drop**

Facilitate



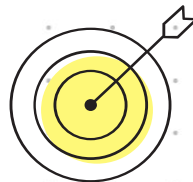
Fun



Get to Know



Focus



Challenge



Process


YOUR TURN

Tie



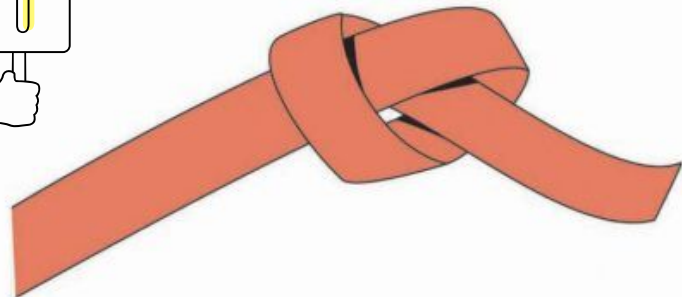

Water Knot: Safety

Daisy Chain: Style

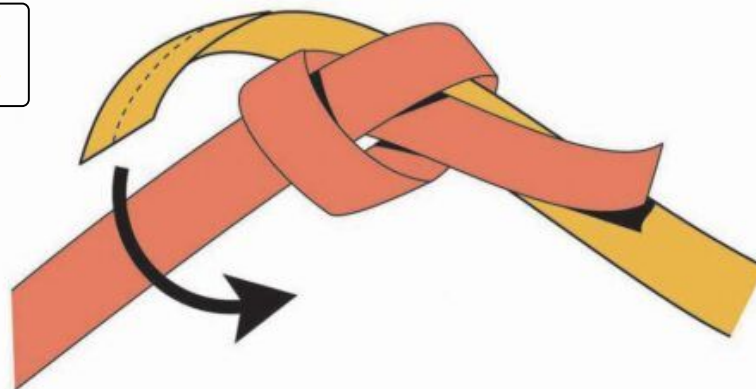


Water Knot

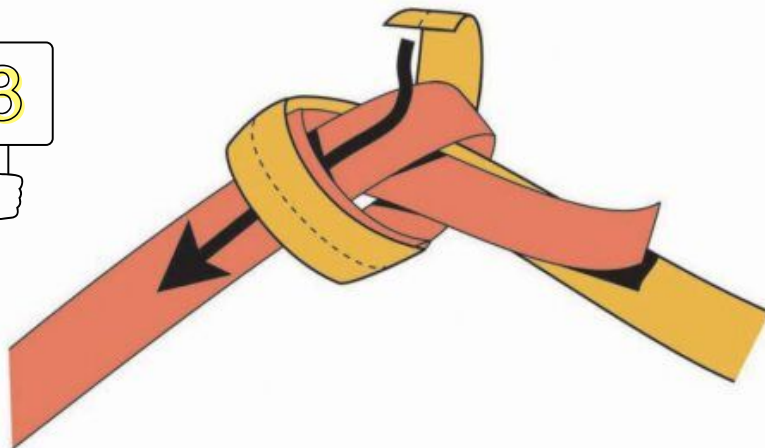
1



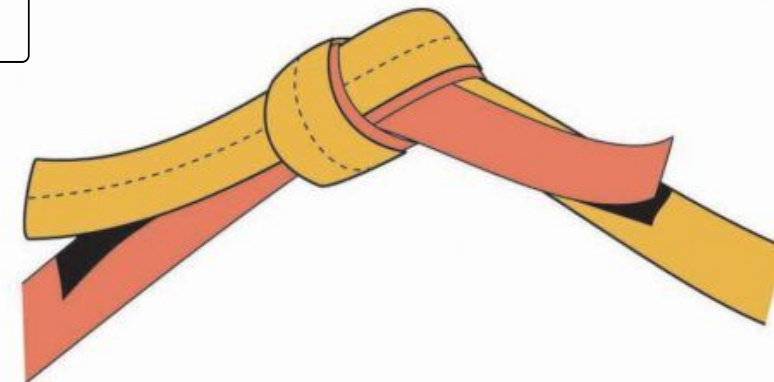
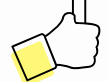
2



3

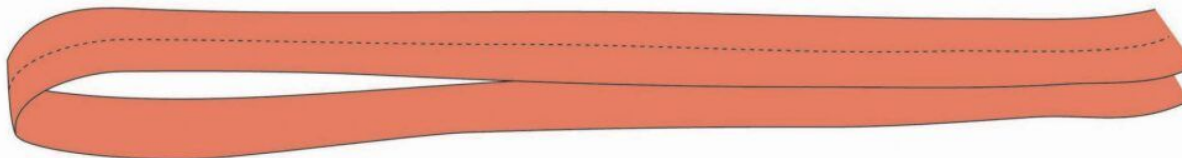


4

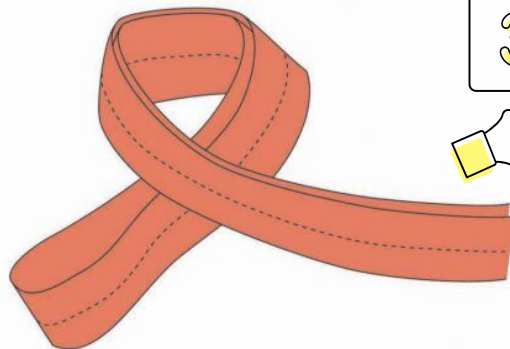


Daisy Chain

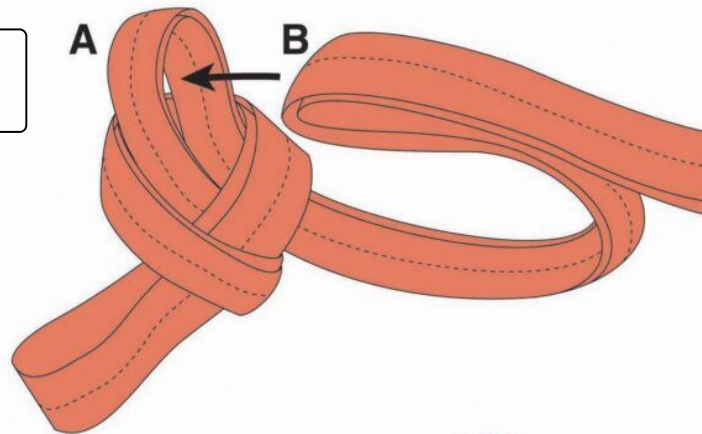
1



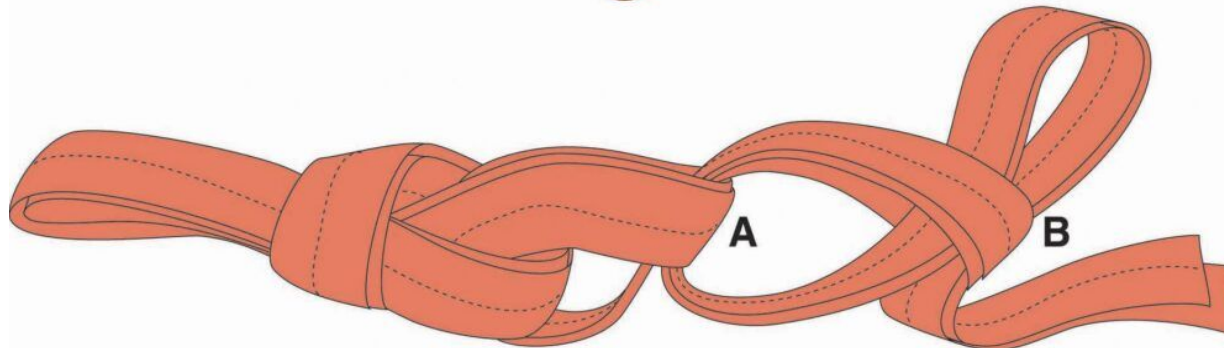
2



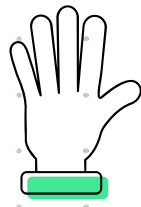
3



4




How are you feeling
about...Webbing Loops?




Temperature

Check



“Look at a stonecutter hammering away at his rock, perhaps a hundred times without as much as a crack showing in it. Yet at the hundred-and-first blow it will *split in two*, and I know it was not the last blow that did it, but *all that had gone before.*”




–Jacob A. Riis





60 Second Feedback





@characterstrong

Character Strong

Brain and Behavior Training



When and Where?

Creating a Culture of Academic Engagement and Effective Classroom Management

A 1-day training on our research-backed instructional framework to equip educators with easy-to-use tools that impact student behavior and school culture.

